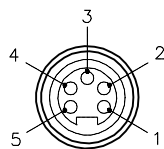
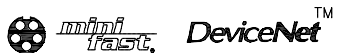


MALE END VIEW

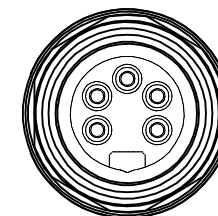
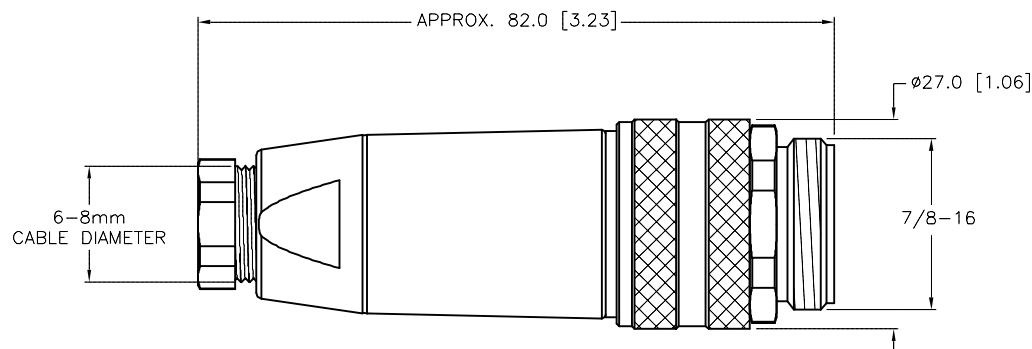


- 1 = BARE (SHIELD)
- 2 = RED (+ VOLTAGE)
- 3 = BLACK (- VOLTAGE)
- 4 = WHITE (CAN_H)
- 5 = BLUE (CAN_L)

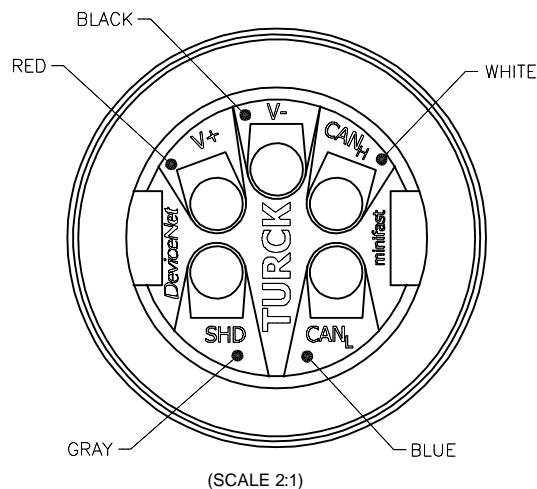


SPECIFICATIONS

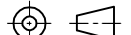

HOUSING MATERIAL/COLOR	GLASS FILLED NYLON/BLACK
CONTACT MATERIAL/PLATING	BRASS/GOLD
COUPLING NUT MATERIAL/PLATING	DIECAST ZINC/NICKEL
RATED CURRENT [A]	9.0 A
RATED VOLTAGE [V]	250 V
MAXIMUM WIRE SIZE	16 AWG
TERMINATION METHOD	SCREW TERMINAL
TEMPERATURE RATING	-25°C to +85°C (-13°F to +185°F)
PROTECTION CLASS	IP 67
CABLE GRIP RANGE	PG 9 = 6-8mm



WIRE SIDE VIEW
OF CONTACT HOLDER
TO SHOW LABEL DETAILS



SOURCE DRAWING - FOR REFERENCE ONLY

RELATED DOCUMENTS 1. 2. 3. 4.	3RD ANGLE PROJECTION			THIS DRAWING IS CONFIDENTIAL AND THE PROPERTY OF TURCK INC. USE OF THIS DOCUMENT WITHOUT WRITTEN PERMISSION IS PROHIBITED.				3000 CAMPUS DRIVE MINNEAPOLIS, MN 55441 1-800-544-7769 (763) 553-7300 (763) 553-0708 fax www.turck.us	
MATERIAL SEE SPECIFICATIONS	ALL DIMENSIONS DISPLAYED ON THIS DRAWING ARE FOR REFERENCE ONLY	DRFT	RDS	DATE	07/19/07	DESCRIPTION BS 4151-0/9/DNET			
FINISH SEE SPECIFICATIONS		APVD		SCALE	1=1.0				
	CONTACT TURCK FOR MORE INFORMATION	UNIT OF MEASUREMENT			IDENTIFICATION NO. U3-01273				REV C
		MILLIMETER [INCH]							
		DO NOT SCALE THIS DRAWING			FILE: U3-01273				SHEET 1 OF 1

C	UPDATE TEMP RATING	NF	08/16/17	61580
REV	DESCRIPTION	BY	DATE	ECO NO.